



MAKE EVERYTHING EASIER





ELECTRIC FORKLIFFT TRUCK





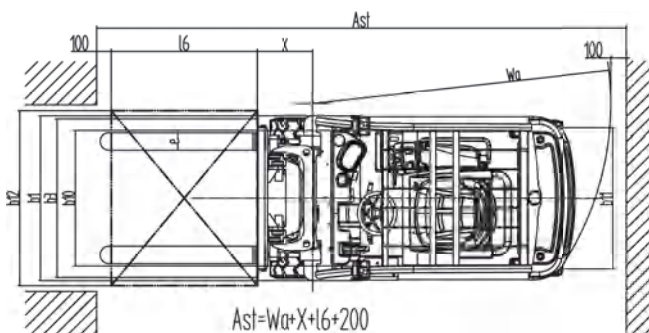
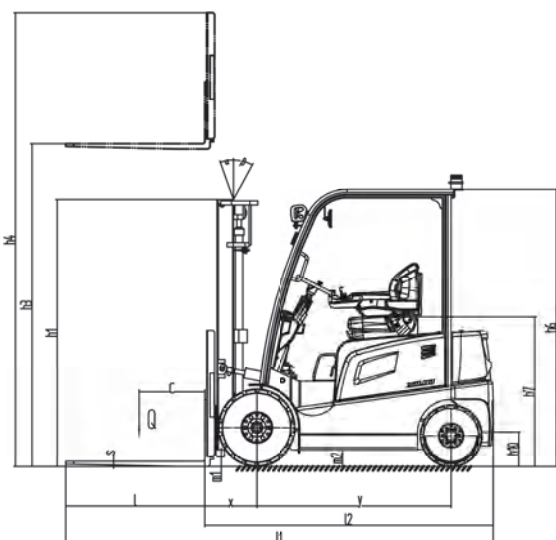
CPD20SA

Dual Front Driving Wheel

AC



Conforms to EN ISO3691-1
EN1175
EN16307-1
Based on Directive 2006/42/EC



$$Ast = Wa + X + 16 + 200$$

Model		CPD20SA-16	CPD20SA-18	CPD20SA-20
Drive: electric (battery type, mains, ...), diesel, petrol, fuel gas		Electric	Electric	Electric
Operator type: hand, pedestrian, standing, seated, order-picker		Seated	Seated	Seated
Rated capacity/rated load	Q (kg)	1600	1800	2000
Load centre distance	c (mm)	500	500	500
Load distance, centre of drive axle to fork	x (mm)	366	366	366
Wheelbase	y (mm)	1362	1362	1465
Service weight	kg	3200	3350	3500
Axle loading, laden front/rear	kg	3955/865	4166/914	4469/981
Axle loading, unladen front/rear	kg	1425/1795	1455/1826	1625/1997
Tyres: solid rubber, superelastic, pneumatic, polyurethane		Solid rubber	Solid rubber	Solid rubber
Tyre size, front		18x7-8	200/50-10	200/50-10
Tyre size, rear		15x4 ½-8	15x4 ½-8	140/55-9
Wheels, number front/rear (× = driven wheels)		2x+2	2x+2	2x+2
Tread, front	b ₁₀ (mm)	920	937	937
Tread, rear	b ₁₁ (mm)	165	165	188
Tilt of mast/fork carriage forward/backward	α/β (°)	3/6	3/6	3/6
Height, mast lowered	h ₁ (mm)	2000-2660	2000-2660	2000-2660
Free lift	h ₂ (mm)	Option	Option	Option
Lift	h ₃ (mm)	3000-6200	3000-6200	3000-6200
Height, mast extended	h ₄ (mm)	4050-7250	4050-7250	4050-7250
Height of overhead guard (cabin)	h ₆ (mm)	2013	2013	2013
Seat height relating to SIP/stand height	h ₇ (mm)	950	950	950
Coupling height	h ₁₀ (mm)	560	560	560
Overall length	l ₁ (mm)	2880	3000	3100
Length to face of forks	l ₂ (mm)	1930	1930	2030
Overall width	b ₁ /b ₂ (mm)	1070	1145	1145
Fork dimensions DIN ISO 2331	s/e/l (mm)	40/100/950	40/120/1070	40/120/1070
Fork-carriage width	b ₃ (mm)	968	968	968
Ground clearance, laden, below mast	m ₁ (mm)	90	90	90
Ground clearance, centre of wheelbase	m ₂ (mm)	100	100	100
Aisle width for pallets 1000 × 1200 crossways	Ast (mm)	3120	3120	3200
Aisle width for pallets 800 × 1200 lengthways	Ast (mm)	3220	3220	3300
Turning radius	Wa (mm)	1552	1552	1652
Travel speed, laden/unladen	km/h	14/14	14/14	13/13
Lift speed, laden/unladen	m/s	0.29/0.45	0.27/0.42	0.25/0.42
Lowering speed, laden/unladen	m/s	0.45/0.43	0.45/0.43	0.45/0.43
Max.Gradeability, laden/unladen	%	15/20	15/20	15/20
Service brake		Hydraulic	Hydraulic	Hydraulic
Drive motor rating S2 60 min	kW	2x4.75(AC)	2x4.75(AC)	2x4.75(AC)
Lift motor rating at S3 15%	kW	10(AC)	10(AC)	10(AC)
Battery voltage/nominal capacity K5	(V)/(Ah) or kWh	48/420(490)	48/490(560)	48/560(640)
Battery weight	kg	720(760)	760(800)	800(845)
Oil volume for attachments	ℓ/min	7.5	7.5	7.5
Sound pressure level at the driver's seat	dB (A)	68	68	68

Remark: The data is based on the lifting height 3000mm;Lifting height from 3000mm to 6200mm are available;

Electric controller selection:INMOTION.CURTIS.

ADVANTAGES

SAFETY AND STABILITY:

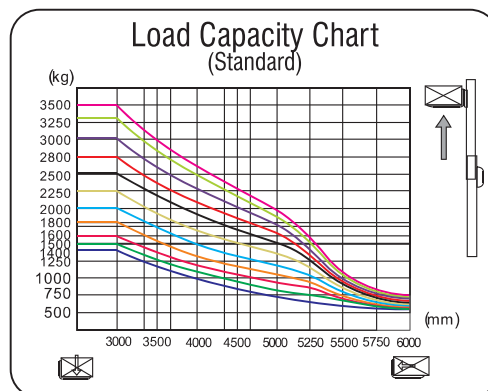
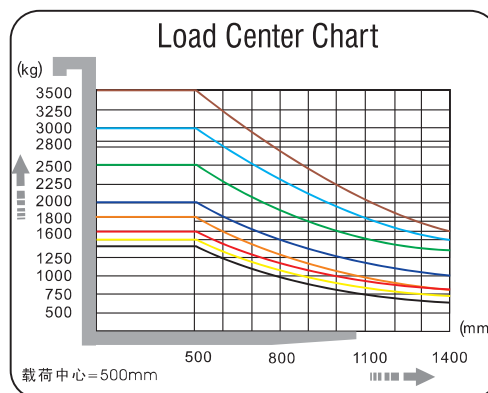
1. Germany imported driving axle.
2. Multifunctional display with using time, fault code, battery status, forklift running information.
3. AC motor with regenerative braking.
4. Three running modes according to different needs: low speed, moderate speed and high speed.
5. Wet disk brake can make the forklift break stably, ensures high durability and safety.
6. Very small turning radius is only 1552mm and minimum right angle stacking aisle is only 3220mm.

ERGONOMICS:

1. With two step pedal easy to get into the driving cab.
2. Adjustable steering wheel column, the driver can adjust the position according to his need.
3. Integrated light switch and steering wheel.
4. ABS instrument board in the driving-box is durable and beautiful.
5. The design of the controlling lever position fit the Ergonomic principles which can reduce the driver's fatigue.
6. Clearly and wide view mast with good visibility.
7. Emergency power cut off plug for emergency stop.

SERVICE ABILITY:

1. Easy maintained controller and steering potentiometer.
2. Maintenance free wet disk brake.
3. Lifting and driving AC motors without carbon brush free to maintain, which greatly reduce maintenance cost. And they all adopt external encoder, so the maintenance and service is more convenient.
4. BDI with overall discharge protecting system.
5. Braking oil cup is installed on the instrument panel, so as to check and add braking oil conveniently.
6. Side way battery box is easy to change battery, it is safety and convenient.





Wet disc brake



Muti-function display



Sideway battery box





FB10

FEATURES:

- 1) The whole vehicle is compact and easy to operate. It is suitable for working in small spaces, in and out of elevators, and between floors.
- 2) The permanent magnet synchronous controller guarantees stable and accurate walking and lifting control, excellent speed regulation performance, and good electrical control matching performance of the motor. It has functions such as regenerative braking, reverse braking, and slope prevention.
- 3) Regenerative braking (when the forklift is stopped, decelerated, reversed, and downhill, the driving motor becomes a generator, and the battery is reversely charged through the controller to save energy).
- 4) New large-screen LED instrument with good visibility, intuitive reading and friendly human-computer interaction interface. To Mute, energy saving and other advantages meet environmental protection requirements.

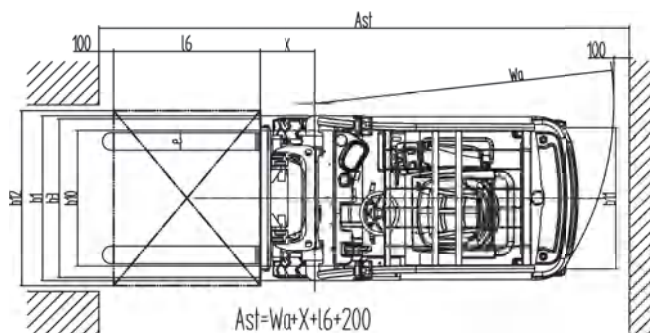
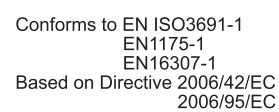
5) The AC or permanent magnet synchronous power system has high efficiency, complete protection functions, and has its own speed sensor and temperature sensor, which greatly improves the stability and lifespan.

OPTION:

The new concept design of the side-removing battery solution does not need to lift the battery from the gap on the top of the overhead guard. The battery can be replaced better, and it is suitable for heavy-duty, continuous work and other high-intensity working conditions.

Optional lithium battery warranty for 5 years or 10,000 hours

Model			FB10
Power type			Battery
Rated load		Kg	1000
Load center distance		mm	400
Driving type		mm	Seat
Length	With fork L1	mm	2560
	Without fork L2	mm	1640
Whole width B		mm	800
Height	Height no lifting frame H1	mm	2050
	Top frame height H2	mm	1900
	Max Height working H3	mm	3820
Distance from seat to top light L3		mm	970
Wheel base L4		mm	1020
Front overhang Y		mm	300
Back overhang L5		mm	250
Front wheel tread R		mm	700
Back wheel tread P		mm	668
Min Floor clearance F		mm	90
Max lifting height H		mm	3000
Free lifting height H4		mm	80
Fork changing S		mm	703/190
Min Turning radius WA		mm	1800
Min Right angle aisle width RA		mm	3400
Frame angle α/β			6°/12°
Max lifting speed unload		mm/s	250
Max lifting speed load		mm/s	220
Max travel speed unload		Km/h	12
Max travel speed with load		Km/h	11
Max climbing angle		%	≤10
Whole weight		kg	1730
Driving Wheel			2x/2
Tyre model			Solid tyre
Front Tyre			15x4 1/2-8
Rear Tyre			3.50-5
Hand Brake			Hydraulic Pedal
Brake type			M-Hand
Battery Volt/ capacity		V/Ah	2X24V/150
Battery Volt/ capacity		Kw	4.0AC
pump power		Kw	3.0DC



Model		FB16R	FB20R	FB25R	FB30R	FB30R
Drive: electric (battery type, mains, ...), diesel, petrol, fuel gas		Electric	Electric	Electric	Electric	Electric
Operator type: hand, pedestrian, standing, seated, order-picker		Seated	Seated	Seated	Seated	Seated
Rated capacity/rated load	Q (kg)	1600	2000	2500	3000	3500
Load centre distance	c (mm)	500	500	500	500	500
Load distance, centre of drive axle to fork	x (mm)	395	395	445	460	460
Wheelbase	y (mm)	1360	1480	1480	1640	1640
Service weight	kg	3100	3500	4150	4800	5200
Axle loading, laden front/rear	kg	3870/730	4815/685	5857/793	6950/850	7870/830
Axle loading, unladen front/rear	kg	1400/1700	1635/1865	1859/2291	2200/2600	2300/2900
Tyres: solid rubber, superelastic, pneumatic, polyurethane		Pneumatic/solid	Pneumatic/solid	Pneumatic/solid	Pneumatic/solid	Pneumatic/solid
Tyre size, front		6.50-10	6.50-10	23x9-10	23x9-10	23x10-12
Tyre size, rear		5.00-8	5.00-8	18x7-8	18x7-8	200/50-10
Wheels, number front/rear (x = driven wheels)		2x/2	2x/2	2x/2	2x/2	2x/2
Tread, front	b ₁₀ (mm)	930	930	970	1040	1040
Tread, rear	b ₁₁ (mm)	920	920	950	950	950
Tilt of mast/fork carriage forward/backward	α/β (°)	5/10	5/10	5/10	5/10	5/10
Height, mast lowered	h ₁ (mm)	2015	2015	2050	2160	2160
Lift	h ₃ (mm)	3000-6500	3000-6500	3000-6500	3000-6500	3000-6500
Height, mast extended	h ₄ (mm)	4067	4050	4050	4270	4290
Height of overhead guard (cabin)	h ₆ (mm)	2100	2100	2100	2160	2160
Seat height relating to SIP/stand height	h ₇ (mm)	1040	1040	1040	1070	1070
Coupling height	h ₁₀ (mm)	260	260	260	260	260
Overall length	l ₁ (mm)	3000	3270	3350	3550	3620
Length to face of forks	l ₂ (mm)	2080	2200	2280	2470	2540
Overall width	b ₁ /b ₂ (mm)	1130	1130	1200	1302	1302
Fork dimensions DIN ISO 2331	s/e/l (mm)	40/100/920	40/120/1070	40/120/1070	45/125/1070	50/125/1070
Fork-carriage width	b ₃ (mm)	1088	1088	1160	1220	1220
Ground clearance, laden, below mast	m ₁ (mm)	105	110	110	115	115
Ground clearance, centre of wheelbase	m ₂ (mm)	115	115	110	120	120
Aisle width for pallets 1000 × 1200 crossways	Ast (mm)	3500	3600	3700	3900	3960
Aisle width for pallets 800 × 1200 lengthways	Ast (mm)	3700	3800	3900	4100	4160
Turning radius	Wa (mm)	1980	2080	2180	2280	2340
Travel speed, laden/unladen	km/h	12/13	12/13	12/13	12/13	12/13
Lift speed, laden/unladen	m/s	0.26/0.35	0.28/0.32	0.26/0.30	0.25/0.35	0.21/0.35
Lowering speed, laden/unladen	m/s	0.36/0.42	0.36/0.42	0.4/0.40	0.4/0.40	0.4/0.40
Max.Gradeability, laden/unladen	%	15/20	15/20	13/14	13/14	13/14
Service brake		Hydraulic	Hydraulic	Hydraulic	Hydraulic	Hydraulic
Drive motor rating S2 60 min	kW	7.0(AC)	8.0(AC)	11.0(AC)	14.0(AC)	14.0(AC)
Lift motor rating at S3 15%	kW	10.0(AC)	10.6(AC)	12.0(AC)	13.5(AC)	13.5(AC)
Battery voltage/nominal capacity K5	(V)/(Ah) or kWh	48/375(420,480)	48/450(500,560,630)	48/500(560,630)	80/400(450/500)	80/400(450/500)
Battery weight	kg	600/650/720	680/760/820/1055	760/820/1055	1100/1270/1383	1100/1270/1383
Sound pressure level at the driver' s seat	dB (A)	68	68	68	68	68

Remark: Electric controller, Chinese controller ACM as standard,
INMOTION and CURTIS as option.

Option:



FB16R Lithium battery 250AH-400AH
 FB20R Lithium battery 250AH-525AH
 FB25R Lithium battery 350AH-525AH
 FB30R Lithium battery 250AH-400AH
 FB35R Lithium battery 250AH-400AH

ADVANTAGES

SAFETY AND STABILITY:

Improved efficiency most popular H type driving axle, optimized structure layout and improved efficiency.

High power and large torque AC driving motor, large diameter body to export large torque, heat radiating groove reserved for better heat texchange in case of extra-long-time use.

Multifunctional display with using time ,fault code,battery status, forklift running information.

AC driving motor without brush, free of maintenance; low electric current, silent driving.

Low gravity center thanks to relocated battery, greatly reinforcing steering stability.

Steering circuit preference, to ensure safety in every turn when steering and lifting in the same time, and to save energy.

Dual-controller design, one driving controller, the other control steering and lifting.

Metal housing for better protection.

Full LED light.

ERGONOMICS:

Optimized stricture creates a large and comfortable operating room,

Adjustable steering wheel column, the drive can adjust the position according to his need.

Integrated light switch and steering wheel .

Clear and wide view mast with good visibility.

Intelligent mast collapse buffering

OPTIONAL:

Side-way battery box

Electromagnetic valve

Shock-absorbing chair, with power disconnect function.

Dual-front-wheels

Adjustable lifting motor speed system

Cold storage application

Lithium battery

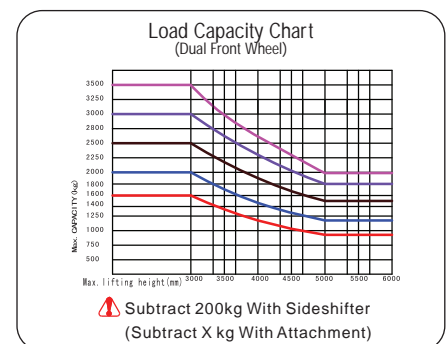
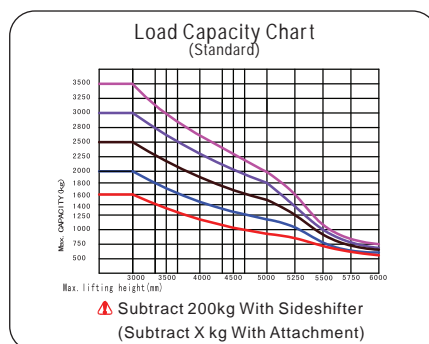
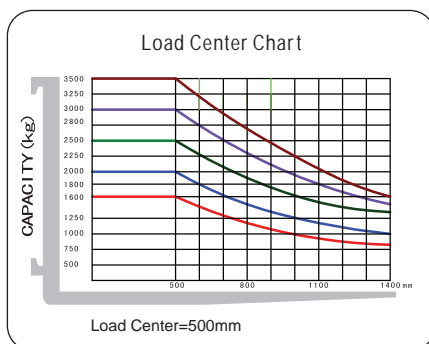
SERVICE ABILITY:

Easy maintained controller and steering potentionmeter.

Brushless lifting and driving motor, reduced cost of ownership; external encoder, easy to replace and service.

Over discharge protecting system; while the battery discharge less than 20%, the instrument warming light will turn on .

Braking oil cup installed on the instrument panel, convenient to check and add braking oil.

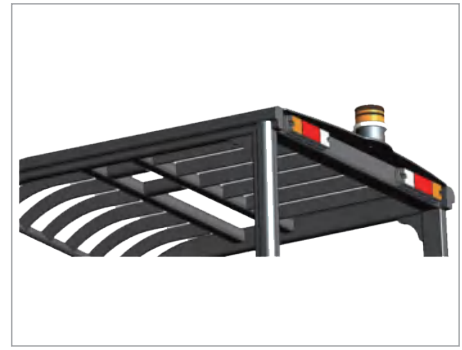




Hydraulic operation handle



Low gravity design



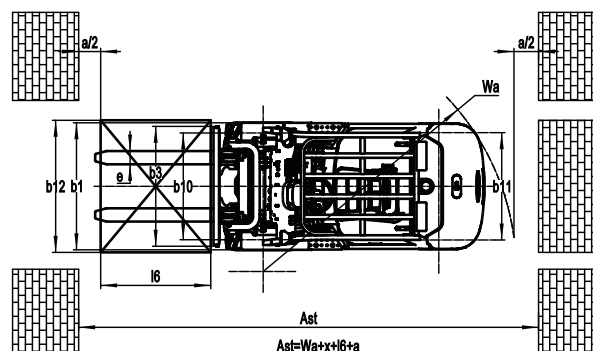
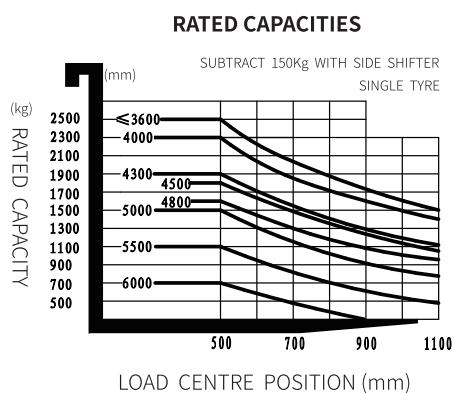
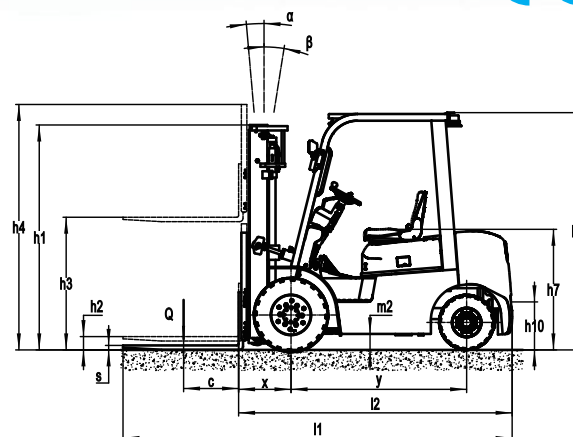
Full LED light





Electric Counterbalance Forklift Truck 2.5T **FBL25**

- Compact size
- High strength components
- Lithium-ion technology
- Telematics
- Low TCO



Model		FBL25
Drive		Electric
Operator type		Seated
Load capacity	Q (kg)	2500
Load center distance	c (mm)	500
Load distance,centre of drive axle to fork	x (mm)	495
Wheelbase	y (mm)	1595
Service weight	kg	3830
Axle loading, laden front/rear	kg	5530/800
Axle loading, unladen front/rear	kg	1480/2350
Tyre type		Solid rubber
Tyre size, front		7.00-12
Tyre size, rear		6.00-9
Wheels, number front/rear (x=drive wheels)	mm	2x/ 2
Tread width, front	b ₁₀ (mm)	970
Tread width, rear	b ₁₁ (mm)	975
Tilt of mast/fork camiage forward/backward	α/β (°)	6/10
Retracted mast height	h ₁ (mm)	2060
Free lift	h ₂ (mm)	140
Lift height	h ₃ (mm)	3000
Height, mast extended	h ₄ (mm)	4050
Height of overhead guard (cabin)	h ₆ (mm)	2160
Seat height/standing height	h ₇ (mm)	1095
Tow coupling height	h ₁₀ (mm)	435
Overall length	l ₁ (mm)	3573
Length to face of forks	l ₂ (mm)	2503
Overall width	b ₁ /b ₂ (mm)	1154
Fork dimensions	s/e/l (mm)	40×122×1070
A, B Fork carriage class/type A, B		2A
Fork carriage width	b ₃ (mm)	1090
Ground clearance, laden, below mast	m ₁ (mm)	100
Ground clearance, center of wheelbase	m ₂ (mm)	150
Aisle width for pallets 1000×1200 crossways	Ast (mm)	3985
Aisle width for pallets 800×1200 crossways	Ast (mm)	4195
Turning radius	Wa (mm)	2290
Travel speed, laden/unladen	km/h	11/12
Lifting speed, laden/unladen	m/s	0.28/0.37
Lowering speed, laden/unladen	m/s	0.45/0.5
Drawbar pull, laden/unladen	N	
Max. drawbar pull, laden/unladen	N	
Max. gradeability, laden/unladen	%	15/15
Service brake		Hydraulic
Parking brake		Mechanical
Drive motor rating S2 60 min	kW	10
Lift motor rating at S3 15%	kW	16
Battery voltage/nominal capacity	(V)/(Ah) or kWh	80V205AH
Battery weight	kg	
Type of drive control		AC
Steering design		Hydraulic
Sound pressure level at the driver's ear		<74

Remark: If there are improvements of technical parameters or configurations, no further notice will be given.
The diagram shown may contain non-standard configurations.

Option


No.	Optional items	EFL25
1.1	Fork dimension	◦122*40*920●122*40*1070◦122*40*1150◦122*40*1220◦122*40*1370◦122*40*1500 ◦122*40*1600◦122*40*1700◦122*40*1820◦122*40*1900◦122*40*2000◦122*40*2200
1.4	Fork carriage width	●1040mm◦Yes and not customized
1.5	Fork carriage height	●1025mm◦Yes and not customized
2.5	Front wheel material	●Pneumatic◦Solid◦Non-marking
2.6	Rear wheel material	●Pneumatic◦Solid◦Non-marking
2.7	Battery capacity	●80V205AH◦80V280AH◦80V410AH
2.8	Charger	●80V35A◦80V65A◦80V130A◦80V200A◦80V35A internal◦80V60A internal
2.9	Battery indicator	●With time
2.10	Seat type	●Regular◦Premium◦Suspension◦Suspension + seatbelt logic switch
2.11	Attachments	●No◦Built-in sideshifter◦External shifter◦Fork positioner
2.13	Traction pin	●Yes
3.5	Front lamp	●LED
3.6	Rear lamp	●No◦LED
3.7	Warning lamp	●Yes
3.8	Steering lamp	●Yes
3.9	Blue lamp	●No◦2 front◦1 rear◦2 front + 1 rear
3.10	Area warning lamp	●No◦1 left + 1 right (red)
3.11	Rearview mirror	●1 in the middle◦Add rearview mirror on both sides
3.12	Buzzer	●Yes
3.17	OPS system	●Yes
3.23	Telematics	●No◦Yes and not customized
4.3	Cabin	●No◦Basic semi-enclosed cabin◦Upgrade semi-enclosed cabin◦Full cabin
4.9	Heater	●No◦Yes and not customized

Note: ● standard ◦ option — NA

Mast Option


Masttypes	Lift height(h3)	Height,Mast			Height,Freelift(h2)	
		Height, mast lowered(h1)	Height,mastextended(h4)		Noshelving	Withshelving
			No shelving	With shelving		
	mm	mm	mm	mm	mm	mm
2-StandardMast	3000	2075	3565	4025	140	140
	3300	2225	3865	4325	140	140
	3600	2375	4165	4625	140	140
	4000	2625	4565	5025	140	140
2-FreeMast	3000	2035	3565	4025	1470	1000
	3300	2185	3865	4325	1620	1150
3-FreeMast	4300	2035	4865	5325	1470	1000
	4500	2115	5065	5525	1550	1080
	4800	2220	5365	5825	1655	1185
	5000	2305	5565	6025	1740	1270
	5500	2555	6065	6525	1990	1520
	6000	2805	6565	7025	2240	1770

FEATURE



LITHIUM-ION TECHNOLOGY

FBL25 adapts LFP Li-ion battery that prevents the battery from self-ignition and ensures safety operation. It supports opportunity charging so it can be charged at preferable time during the day without disrupting working schedules.



LOW TCO

Comparing to a diesel forklift truck, FBL25 saves 30%-50% of energy cost with li-ion technology. And there is no maintenance fee with no air filter, oil filter, engine oil or starter battery installed on the truck.



COMPACT SIZE

The overall length of FBL25 is 3573 mm that is 5% more compacted in size than a regular IC forklift to be used in narrow aisle.



IPX4 RATED WATER-PROTECTED DESIGN

The FBL25 is IPX4 rated and that protects the trucks from splash of water from different angles. The waterproofed design allows the trucks to be operated outdoors, even in the rain.



TELEMATICS

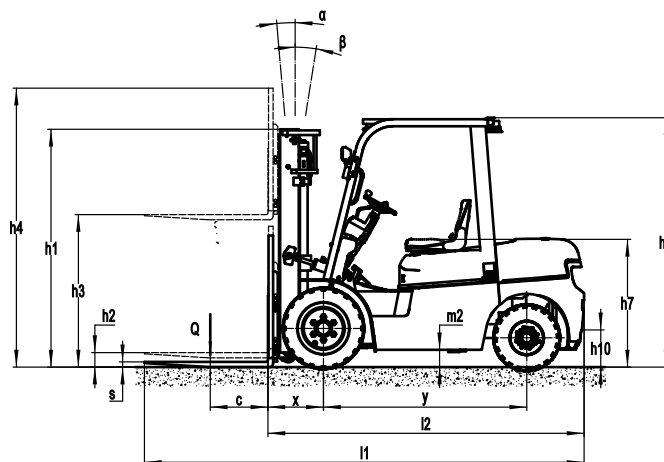
FBL25 offers EP' s latest Telematics. It provides the following features to facilitate your feet management:

- Truck location in real-time
- Reports of truck usages and diagnosis
- Li-ion battery condition analytics
- Updates on card access registration

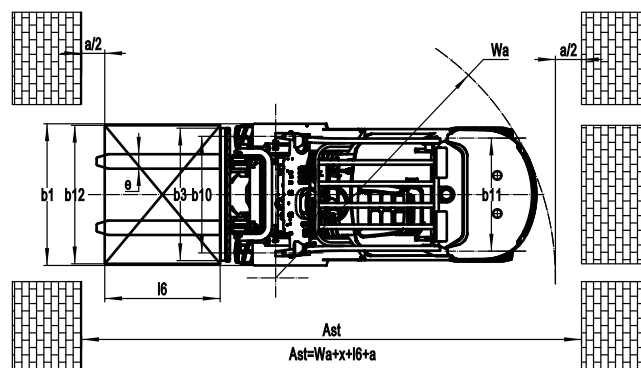
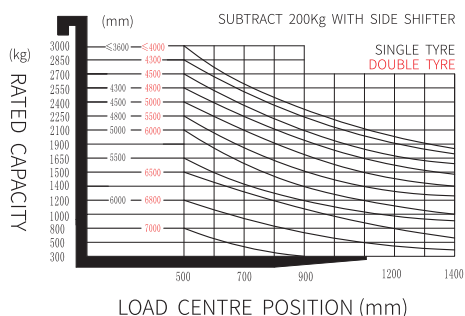


Li-Ion Counterbalance Forklift Truck 3.0 **FBL30**

- IC forklift design with li-Ion technology
- Big tyres & high ground clearance
- Simple components for easy service & maintenance
- Li-Ion battery for opportunity charging & flexibility
- Outdoor & indoor: the most flexible forklift in the industry



RATED CAPACITIES AND LOAD CENTERS GRAPH



Model		FBL30
Drive		Electric
Operator type		Seated
Load capacity	Q (kg)	2500
Load center distance	c (mm)	500
Load distance,centre of drive axle to fork	x (mm)	481
Wheelbase	y (mm)	1750
Service weight	kg	4080
Axle loading, laden front/rear	kg	6420/660
Axle loading, unladen front/rear	kg	1740/2340
Tyre type		Solid rubber
Tyre size, front		28X9-15
Tyre size, rear		6.50-10
Wheels, number front/rear (x=drive wheels)	mm	2x/ 2
Tread width, front	b ₁₀ (mm)	1010
Tread width, rear	b ₁₁ (mm)	980
Tilt of mast/fork camiage forward/backward	α/β (°)	6/10
Retracted mast height	h ₁ (mm)	2070
Free lift	h ₂ (mm)	120
Lift height	h ₃ (mm)	3000
Height, mast extended	h ₄ (mm)	4110
Height of overhead guard (cabin)	h ₆ (mm)	2160
Seat height/standing height	h ₇ (mm)	1130
Tow coupling height	h ₁₀ (mm)	320
Overall length	l ₁ (mm)	3780
Length to face of forks	l ₂ (mm)	2710
Overall width	b ₁ /b ₂ (mm)	1230
Fork dimensions	s/e/l (mm)	45×122×1070
A, B Fork carriage class/type A, B		3A
Fork carriage width	b ₃ (mm)	1150
Ground clearance, laden, below mast	m ₁ (mm)	120
Ground clearance, center of wheelbase	m ₂ (mm)	150
Aisle width for pallets 1000×1200 crossways	Ast (mm)	4181
Aisle width for pallets 800×1200 crossways	Ast (mm)	4381
Turning radius	Wa (mm)	2500
Travel speed, laden/unladen	km/h	11/12
Lifting speed, laden/unladen	m/s	0.29/0.36
Lowering speed, laden/unladen	m/s	0.4/0.43
Drawbar pull, laden/unladen	N	
Max. drawbar pull, laden/unladen	N	
Max. gradeability, laden/unladen	%	15/15
Service brake		Hydraulic
Parking brake		Mechanical
Drive motor rating S2 60 min	kW	10
Lift motor rating at S3 15%	kW	16
Battery voltage/nominal capacity	(V)/(Ah) or kWh	80V205AH
Battery weight	kg	
Type of drive control		AC
Steering design		Hydraulic
Sound pressure level at the driver's ear		<74

Remark: If there are improvements of technical parameters or configurations, no further notice will be given.
The diagram shown may contain non-standard configurations.

Option



No.	Optional items	EFL25
1.1	Fork dimension	◯122*45*1070◯122*45*1150◯122*45*1220◯122*45*1370◯122*45*1520◯122*45*1600 ◯122*45*1700◯122*45*1820◯122*45*2000◯122*45*2200◯122*45*2400
1.4	Fork carriage width	●1100mm◯Yes and not customized
1.5	Fork carriage height	●1095mm◯Yes and not customized
2.5	Front wheel material	●Pneumatic◯Solid◯Non-marking
2.6	Rear wheel material	●Pneumatic◯Solid◯Non-marking
2.7	Battery capacity	◯80V205AH◯80V280AH◯80V410AH
2.8	Charger	◯80V65A◯80V35A◯80V130A◯80V200A◯80V35A internal◯80V60A internal
2.9	Battery indicator	●With time
2.10	Seat type	◯Regular◯Premium◯Suspension◯Suspension + seatbelt logic switch
2.11	Attachments	●No◯Built-in sideshifter◯External shifter◯Fork positioner
2.13	Traction pin	●Yes
3.5	Front lamp	●LED
3.6	Rear lamp	●No◯LED
3.7	Warning lamp	●Yes
3.8	Steering lamp	●Yes
3.9	Blue lamp	●No◯2 front◯1 rear◯2 front + 1 rear
3.10	Area warning lamp	●No◯1 left + 1 right (red)
3.11	Rearview mirror	●1 in the middle◯Add rearview mirror on both sides
3.12	Buzzer	●Yes
3.17	OPS system	●No◯Yes and not customized
3.23	Telematics	●No◯Yes and not customized
4.3	Cabin	●No◯Basic semi-enclosed cabin◯Upgrade semi-enclosed cabin◯Full cabin
4.9	Heater	●No◯Yes and not customized

Note: ● standard ◯ option — NA

Mast Option

Masttypes	Lift height(h3)	Height,Mast			Height,Freelift(h2)	
		Height, mast lowered(h1)	Height,mastextended(h4)		Noshelving	Withshelving
			No shelving	With shelving		
	mm	mm	mm	mm	mm	mm
2-StandardMast	2700	1910	3330	3795	120	120
	3000	2060	3630	4095	120	120
	3300	2210	3930	4395	120	120
	3500	2310	4130	4595	120	120
	3600	2360	4230	4695	120	120
	4000	2610	4630	5095	120	120
	4300	2760	4930	5395	120	120
	4500	2860	5130	5595	120	120
2-FreeMast	3000	2040	3630	4095	1410	945
	3300	2190	3930	4395	1560	1095
	3600	2340	4230	4695	1710	1245
3-FreeMast	4300	2040	4930	5395	1410	945
	4500	2120	5130	5595	1490	1025
	4800	2225	5430	5895	1595	1130
	5000	2310	5630	6095	1680	1215
	5500	2560	6130	6595	1930	1465
	6000	2810	6630	7095	2180	1715

FEATURE



LITHIUM-ION TECHNOLOGY

FBL30 adapts LFP Li-ion battery that prevents the battery from self-ignition and ensures safety operation. It supports opportunity charging so it can be charged at preferable time during the day without disrupting working schedules.

LOW TCO

Comparing to a diesel forklift truck, FBL30 saves 30%-50% of energy cost with li-ion technology. And there is no maintenance fee with no air filter, oil filter, engine oil or starter battery installed on the truck.

EASY DRIVING

The truck is equipped with mechanical braking system. The system shortens the braking distance to ensure safety while reducing the driving fatigue in the meantime.

IPX4 RATED WATER-PROTECTED DESIGN

The FBL30 is IPX4 rated and that protects the trucks from splash of water from different angles. The waterproofed design allows the trucks to be operated outdoors, even in the rain.

TELEMATICS

FBL25 offers EP' s latest Telematics. It provides the following features to facilitate your fleet management:

- Truck location in real-time
- Reports of truck usages and diagnosis
- Li-ion battery condition analytics
- Updates on card access registration



TEL: 0086-532-66739792

FAX: 0086-532-66739791

info@movmes.com

NO.88 Chunyang Road,Chengyang,
QINGDAO,CHINA

www.movmes.com